



VILLA CARLIJN



- **BROCHURE**
- **INSTRUCTIONS**



Welcome to Villa Carlijn!

We wish you a pleasant stay. With a wonderful view of the Mediterranean and the castle of Alanya. In very clear weather you even have a view of the mountains near Kemer (Antalya)



120 kilometers from here. These are then visible left of the castle of Alanya.

In this booklet we have included contact details, manuals of the machines and the website where you will also find information about the many tourist trips that this region has to offer.

Finally, the request to leave the villa tidy, as you found it.



Kind regards,

Jan-Hubert en Christa van Rensen

INTERNET

Residence (1,5 mb/s download) Name: ***** Login name: ***** Password: *****	Private (10,0-15,0 mb/s download) Name: ***** Password: *****
--------------------------------------------------------------------------------------	---------------------------------------------------------------------

ADMINISTRATOR/MANAGEMENT

Al-Active www.al-active.de info@al-active.de +90 534 344 19 89  +90 242 514 21 38 	Adress Cevreyolu caddesi 3-B Oba – Alanya, Antalya 07460 Türkiye
---------------------------------------------------------------------------------------------------------------------------------------------------------------------------------------------------------------------------------------------------------------------------------------------------------------------------------------------------	---------------------------------------------------------------------------

ADMINISTRATOR/MANAGEMENT RESIDENCE GRANADA

By phone at the front door Security: 112 Reception: 146 E-mail: *****

ADRESS VILLA CARLIJN

Kargıcak mahallesi 226. sok. KAPI NO: 0/C (Villa nr.) No: 8 Alanya/ Antalya 07400

***** (to obtain by administrator/management Al-Active)



THE FACILITIES AT THE GRANADA RESIDENCE

At the residence you will find various general facilities that are available to you:

- 3 Outdoor pools, one of which has 2 slides
- 1 Indoor pool (heated in winter)
- Fitness room
- Sauna and Hammam
- Play facilities (snooker, pool, table tennis, etc.)
- Playground for children
- 24 hour reception / security



Information about this can be obtained at the reception (in the activity center / fitness / indoor swimming pool) or from the guards at the entrance gate.

TOURIST INFORMATION

In the vicinity of Alanya you can admire a wide variety of tourist sites and do various activities. These can be consulted at www.icjcl.nl/villa-carlijn. The description is in Dutch and English. You will also find the travel times and exact location on the map.



Markt Mahmutlar



De Red Tower, Castle and ancient shipyard - Alanya



The ancient Greco-Roman city Aspendos



MANUALS

The villa is equipped with various electrical equipment such as vacuum cleaner, television, oven, sauna, air conditioning / heating, floor heating, safe, dishwasher, electric water heater, garage and washing machine. Below you will find a quick guide of the last six.

1. Floor heating

The living room and a number of rooms downstairs have floor heating. Use the button below to turn it on and set the desired height.



2. The safe

In the large bedroom there is a safe behind the middle cupboard door (with mirror). It works as follows.



Open

1. Press start
2. Enter the following code: ***** to obtain by administrator/management Al-Acitive
3. Press start
4. Open the safe with this button/knob and open the safe door

Close

1. Close the door and close the safe by turning this button/knob



3. Dishwasher

1. Place the washing-up tablet in the compartment on the inside and slide the cover



2. Set the on / off switch to on (press)



3. Select the washing program with the rotary knob and then press the "Start" button





4. Electric geyser

The electric water heater is located in the toilet by the front door. You can set this to the desired temperature for hot water. We recommend 50 degrees Celsius.




5. Garage

First of all, the switch of the garage in the meter cupboard must be on. The meter cupboard is outside to the right of the front door (if you look at the front door).



The remote control is located in the drawer of the cupboard in the hall (front door). The garage door opens or closes by pressing the button.





6. Washing machine


The washing machine is in the large bathroom and is behind these doors:




Washing programs

Türk	Nederlands	English	Deutsch
Durdurma	Stop	Stop	Halt
Pamuklular	Katoen	Cotton	Baumwolle
Durulama	Spoelen	Flush	Spülen
Sıkma	Centrifugeren	Spin	Rotieren
Bosaltma	Pompen	Pumps	Pumps
Mix	Mix	Mix	Mischen
Yünlüler	Handwas	Hand wash	Handwäsche
Hassas	Wol	Wool	Wolle
Hazır	Programma	Program	Programm
Yıkama	Wassen	Wash	Waschen
Durulama	Spoelen	Flush	Spülen
Sıkma	Centrifugeren	Spin	Rotieren
Durma	Klaar	Ready	Bereit
(ön) Yıkama	(voor) wassen	(pre) wash	(vor) waschen
Kırışıklık önleme	Kreukels voorkomen	Prevent wrinkles	Falten vermeiden
Başlat	Start	Start	Anfang






 waspoeder
= washing powder
waschpulver

 wasverzachter
= fabric softener
weichspüler



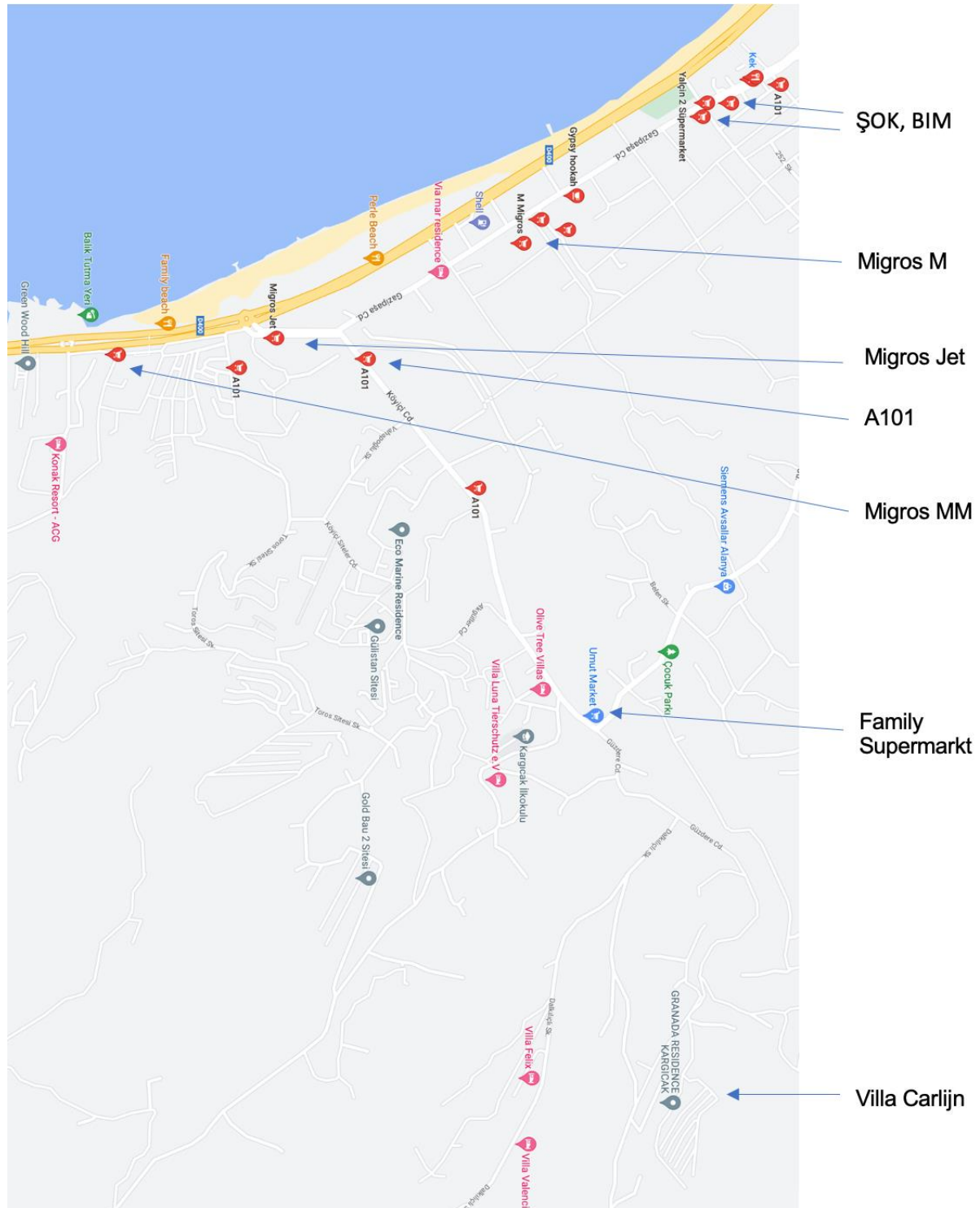
7. Sunblinds (terrace)

The sunblinds operate electrically with the remote control. They are 2 separate blinds. They can go down at the same time but also separately from each other. Below you can see how they go up and down. Note that it can (unexpectedly) blow hard in this region, so please raise it a bit more if it's windy. When you leave, it is best to raise the blinds. Also like at night.

<p>Operate both at the same time</p> 	<ol style="list-style-type: none">1. Click the right or left arrows a few times until all the red lights are lit.2. Click on the middle square.3. Click on 'arrow up', both sunblinds go out.4. Click on the middle square to stop.5. Click on 'arrow down', both sunblinds go in.
<p>Operate left only</p> 	<ol style="list-style-type: none">1. Click the right or left arrows a few times until only the top red light is on.2. Click on the middle square.3. Click on 'arrow up', the left sunblind will go out.4. Click on the middle square to stop.5. Click on 'arrow down', the left sunblind will go up.
<p>Operate right only</p> 	<ol style="list-style-type: none">1. Click the right or left arrows a few times until only the second red light is on.2. Click on the middle square.3. Click on 'arrow up', the right sunblind goes out.4. Click on the middle square to stop.5. Click on 'arrow down', the right sunblind will go in.

8. Supermarket

There are many small supermarkets and large chains in Turkey. Migros is a large chain with many branches that vary from small (Migros Jet) to entire department stores (Migros MMM). Other chains are: A101, BIM and ŞOK. Below are a number in the vicinity of Villa Carlijn.





9. Before departure

Unfortunately, we have had a single tenant who did not leave the villa tidy upon departure. This concerns, for example, the BBQ that is left dirty or the dishes that have not been done. These are matters that do not fall under the cleaning. For the sake of completeness, it is expected that the villa is left tidy. If not, the deposit will be forfeited in order to be able to pay the extra and unexpected cleaning costs. It's about:

- All dishes have been done and are stored in the cupboards (plates, cutlery, pans, cups, glasses, etc.);
- If the BBQ has been used that the grid is clean and the coals removed;
- Fridge and freezer empty;
- Waste bins emptied.

So please leave everything as you found it.

Thank you in advance,

Jan Hubert and Christa.